● BL57-xxxRE∗C（Effective length：003／006／011／016／021／026／031／036／041）

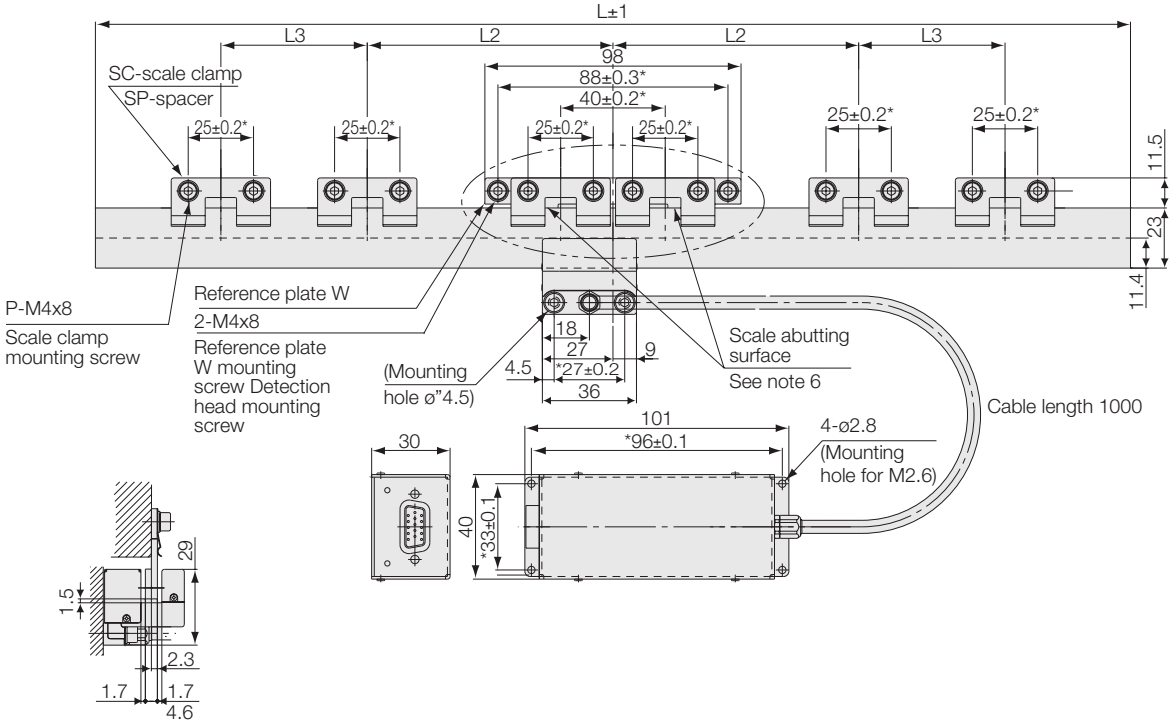

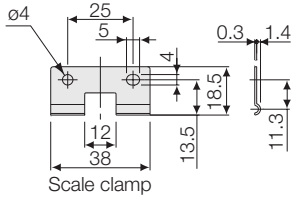

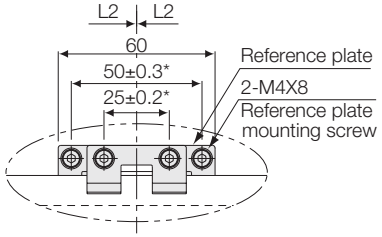

For BL57-003RE*C, BL57-011RE*C, BL57-016RE*C, BL57-021RE*C, BL57-036RE*C, or BL57-041RE*C

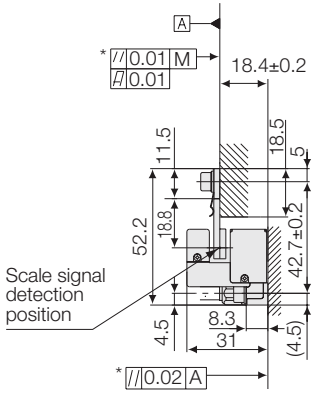

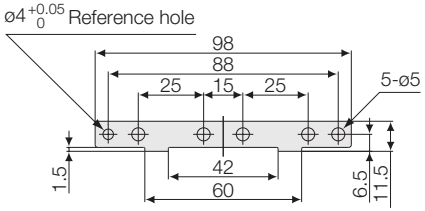

Reference plate W (t=2.2)

For BL57-006RE*C, BL57-026RE*C, or BL57-031RE*C

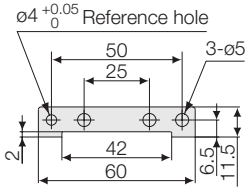

Reference plate W (t=2.2)

For BL57-003RE*C, BL57-011RE*C, BL57-016RE*C, BL57-021RE*C, BL57-036RE*C, or BL57-041RE*C

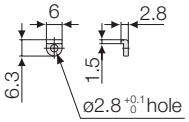

Stopper (ABS)

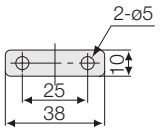

Spacer (t=2.2)

Model	Effective length	L1	L2	L3	SC	SP	P
BL57-003RE*C	30	66	—	—	1	—	2
BL57-006RE*C	60	96	—	—	2	—	4
BL57-011RE*C	110	146	50	—	3	2	6
BL57-016RE*C	160	196	75	—	3	2	6
BL57-021RE*C	210	246	100	—	3	2	6
BL57-026RE*C	260	296	120	—	4	2	8
BL57-031RE*C	310	346	120	—	4	2	8
BL57-036RE*C	360	396	75	75	5	4	10
BL57-041RE*C	410	446	100	100	5	4	10

Unit: mm

Note 1: The items marked by an asterisk indicate the machining dimensions on the mounting surface. Note 2: The surface roughness of the scale mounting surface is Rmax = 6.3 S (250 μinch).
Note 3: The surface roughness of the detector head mounting surface is Rmax = 12.5 S (500μinch). Note 4: "M" refers to the machine guide.
Note 5: When mounting the reference plate (reference plate W), adjust the plate so that the parallelism between the corresponding scale abutting surface and the machine guide is 0.01mm or less.