External Dimensions

● BL57-xxxRE*B（Effective length: 006／016／026／036／046）

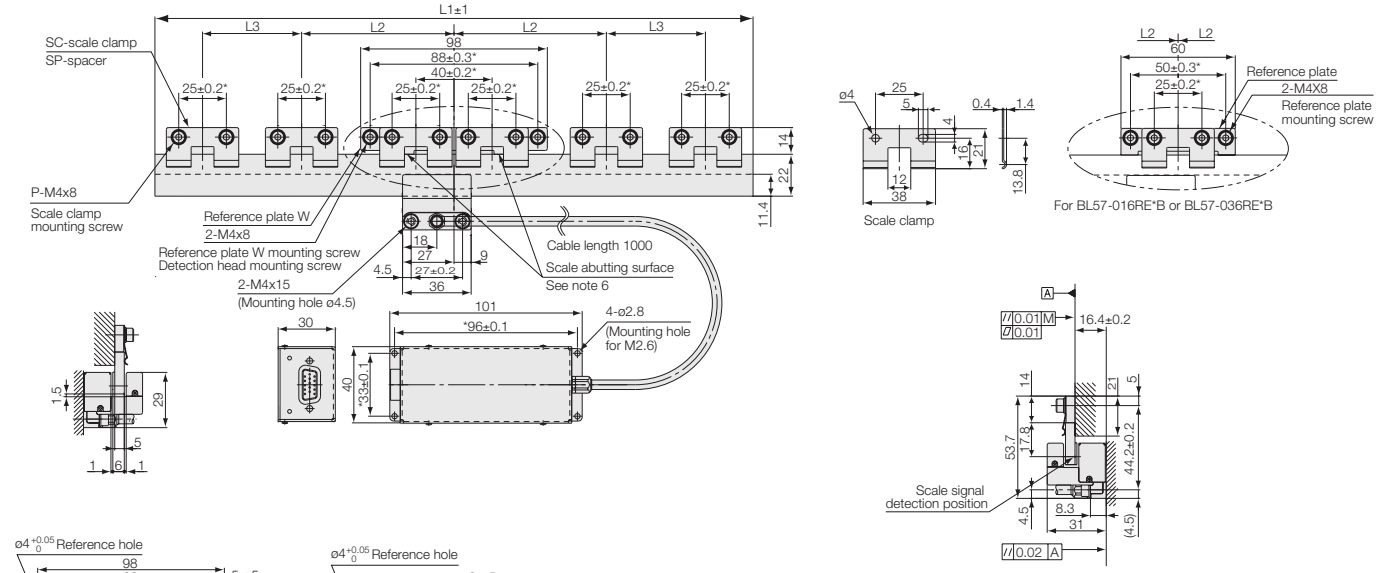

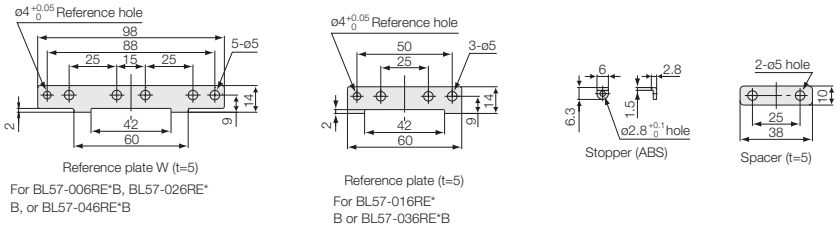

Model	Effective length	L1	L2	L3	SC	SP	P
BL57-006RE*B	60	96	—	—	2	—	4
BL57-016RE*B	160	196	75	—	3	2	6
BL57-026RE*B	260	296	120	—	4	2	8
BL57-036RE*B	360	396	75	75	5	4	10
BL57-046RE*B	460	496	120	75	6	4	12

Unit: mm

● BL57-xxxRE*B（Effective length: 056／066／076／086／096／106）

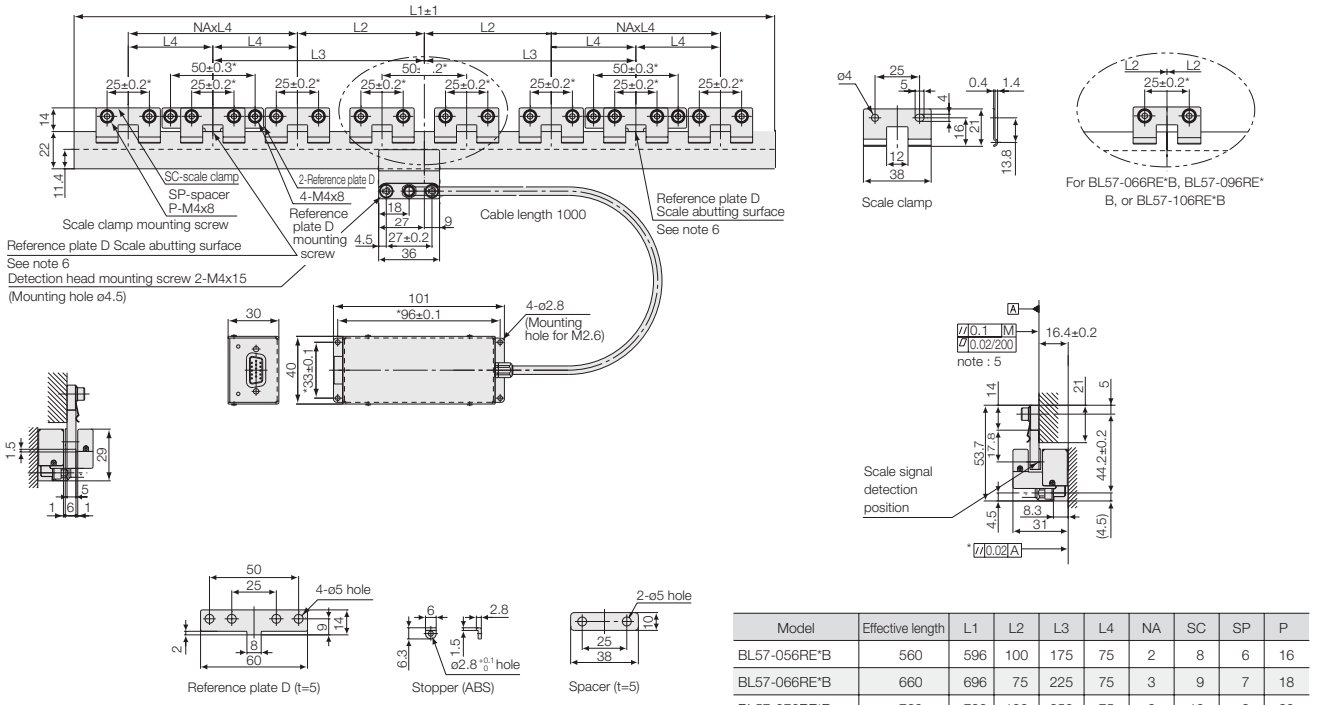

Model	Effective length	L1	L2	L3	L4	NA	SC	SP	P
BL57-056RE*B	560	596	100	175	75	2	8	6	16
BL57-066RE*B	660	696	75	225	75	3	9	7	18
BL57-076RE*B	760	796	100	250	75	3	10	8	20
BL57-086RE*B	860	896	100	250	75	4	12	10	24
BL57-096RE*B	960	996	75	300	75	5	13	11	26
BL57-106RE*B	1060	1096	75	300	75	6	15	13	30

Unit: mm

Note 1: The items marked by an asterisk indicate the machining dimensions on the mounting surface. Note 2: The surface roughness of the scale mounting surface is Rmax = 6.3 S (250μinch).
Note 3: The surface roughness of the detector head mounting surface is Rmax = 12.5 S (500μinch). Note 4: "M" refers to the machine guide.
Note 5: When mounting the reference plate (reference plate W), adjust the plate so that the parallelism between the corresponding scale abutting surface and the machine guide is 0.01mm or less.